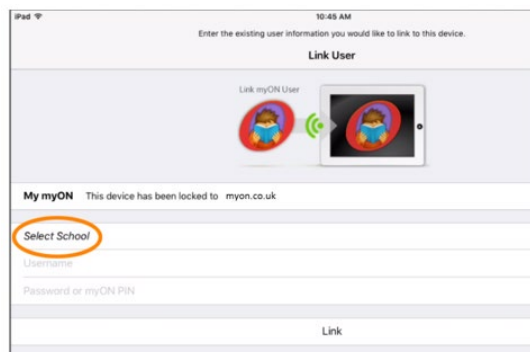



## iPad App

The myON app will allow you to store and read up to 20 downloaded books per device when an internet connection is not available. This means that you can use this app to read anywhere! If you would like to use the full functionality of the site, then make sure you are accessing myON via a web browser.

To start using the app, you must add your account to the app on the device whilst the device is connected to the internet. Then you must log in using either the password or PIN.

### Adding User Accounts:

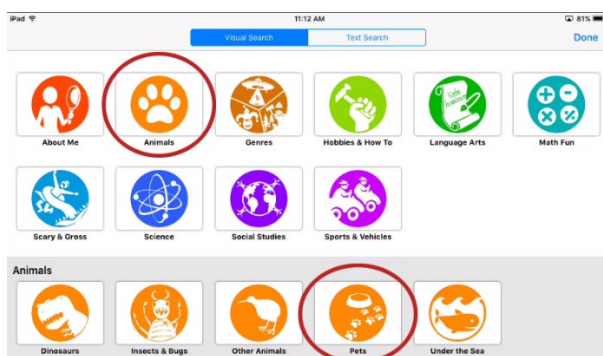


Tap the  icon in the bottom right corner of the screen; then, tap the + in the user menu. Ensure that you have selected **myon.co.uk** and then type and select the name of your school from the drop-down list. Enter your username and password or PIN as you would to log in via a web browser; then, select Link. The app will record your details and, in the future, you will log in by selecting your name and entering the correct username.

### Downloading Books in the App:

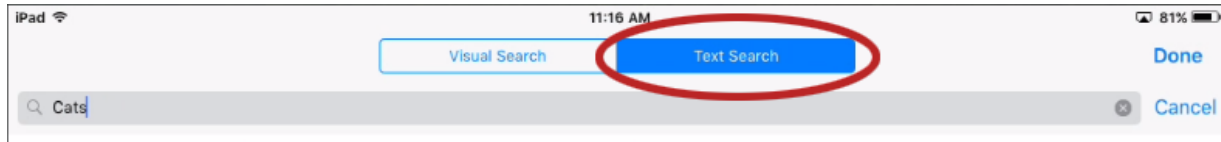


Any books that you want to read offline must be added whilst connected to the internet. To download books, follow these steps. Firstly, in the list of books, select the **Add Book** icon.



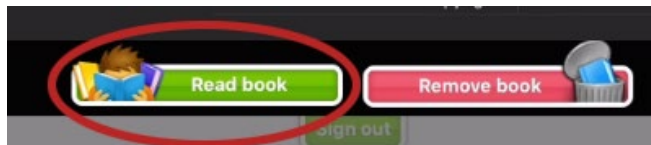
If you want to **find a book by category**, leave 'Visual Search' selected at the top of the screen. Select a category that you're interested in (such as 'Animals'). Then, select a subcategory (such as 'Pets'). When you see a list of books, select the book that you're interested in.

If you want to **search for a book**, select **Text Search** at the top of the screen. Then, enter a keyword to search for. In the list of possible matching results, **select a book title**.



To download the book, tap the green **Add to iPad** button.

## Reading a Book in the App:



Once you've downloaded a book, you can select the book in the app to open it. Then, in the book information window, select **Read Book**. (You also have an option for removing a book that you no longer want to keep in the app.)

As you read the book, you can do the following:

- Select the Play/Pause button at the bottom to start or stop the audio and highlighting.
- Swipe left or right to go to another page.
- Expand two fingers to zoom in on the page.

Next time the mobile device has an internet connection and the app is opened, your offline usage will sync with your account in myON, allowing your teacher to recognise the reading time you have completed in the app.